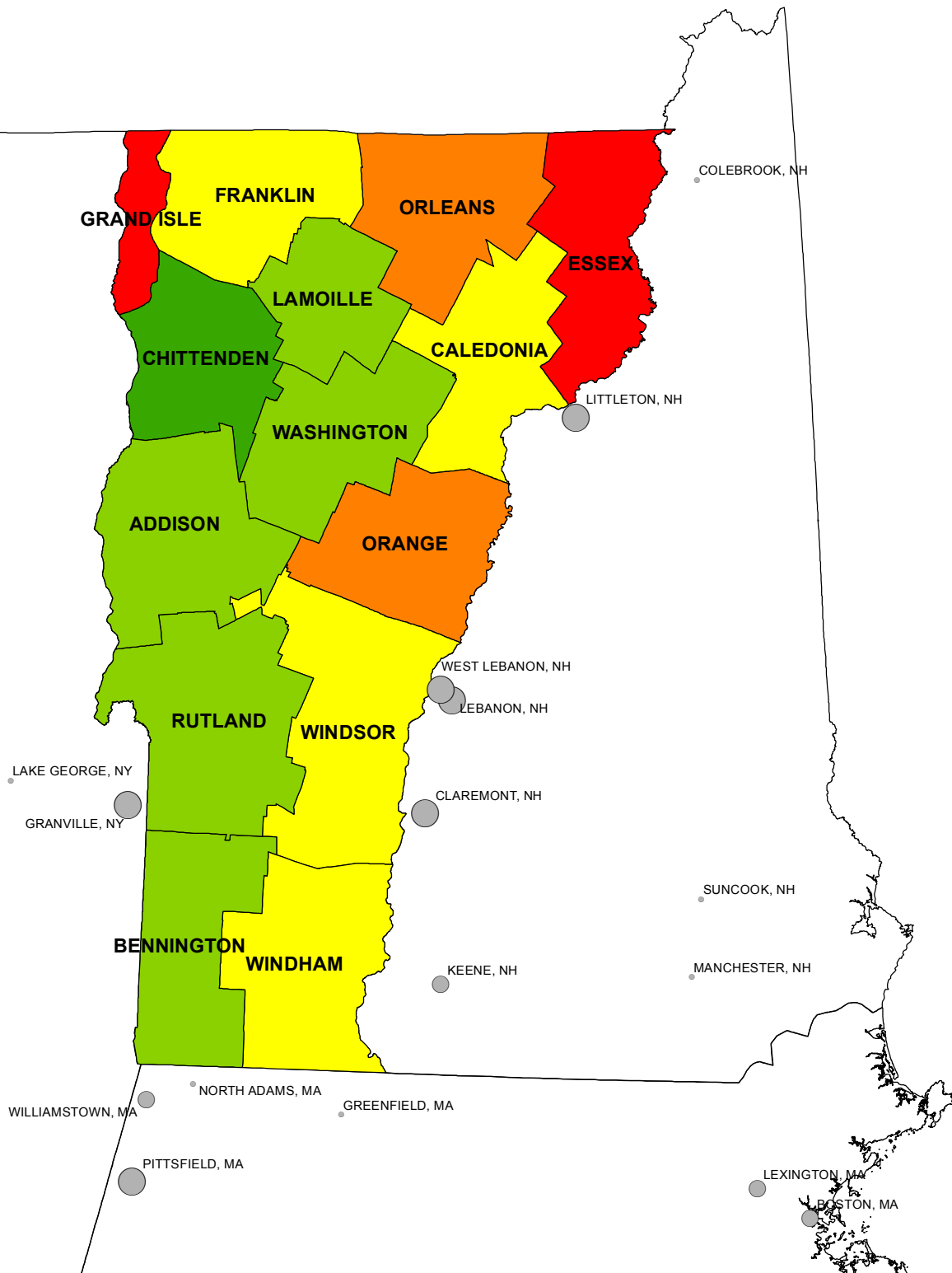
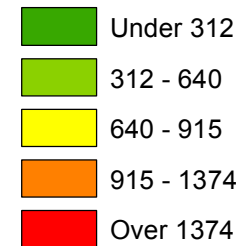


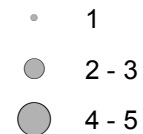
Vermont Medicaid Recipients Eligible for Dental Services (as of 12-1-2014)



Ratio of Eligible Recipients per Dental Provider



Out-of-State Provider Count



County	Dental Eligible Recipients	Vermont Dentists	Ratio of Eligible Recipients per Dentist
CHITTENDEN	33,701	108	312
LAMOILLE	7,786	15	519
BENNINGTON	12,420	23	540
ADDISON	9,067	16	567
WASHINGTON	16,049	27	594
RUTLAND	19,860	31	641
CALEDONIA	10,868	15	725
FRANKLIN	15,008	19	790
WINDSOR	17,428	21	830
WINDHAM	12,813	14	915
ORLEANS	10,781	8	1,348
ORANGE	8,248	6	1,375
GRAND ISLE	1,943	1	1,943
ESSEX	2,317	1	2,317
Total	178,289	305	585